



RESTAURANT FACEBOOK PAGE

14 GOLDEN RULES

INTRODUCTION

Have you ever thought about using Facebook or it being a great tool for online restaurant marketing?

Did you know that managing a restaurant Facebook page is an opportunity to present the climate and atmosphere of your restaurant, introduce your employees, and your phenomenal meals?

We have prepared this ebook just for you, so that you can see what steps should be taken when starting or continuing the adventure of promoting your restaurant on Facebook. Here, you will find the best examples and learn about the possibilities of creating exciting contests as well as the secrets of taking great photos. You will also find out whether sharing videos or broadcasting live videos is a good idea, and how to offer promotions and dis-

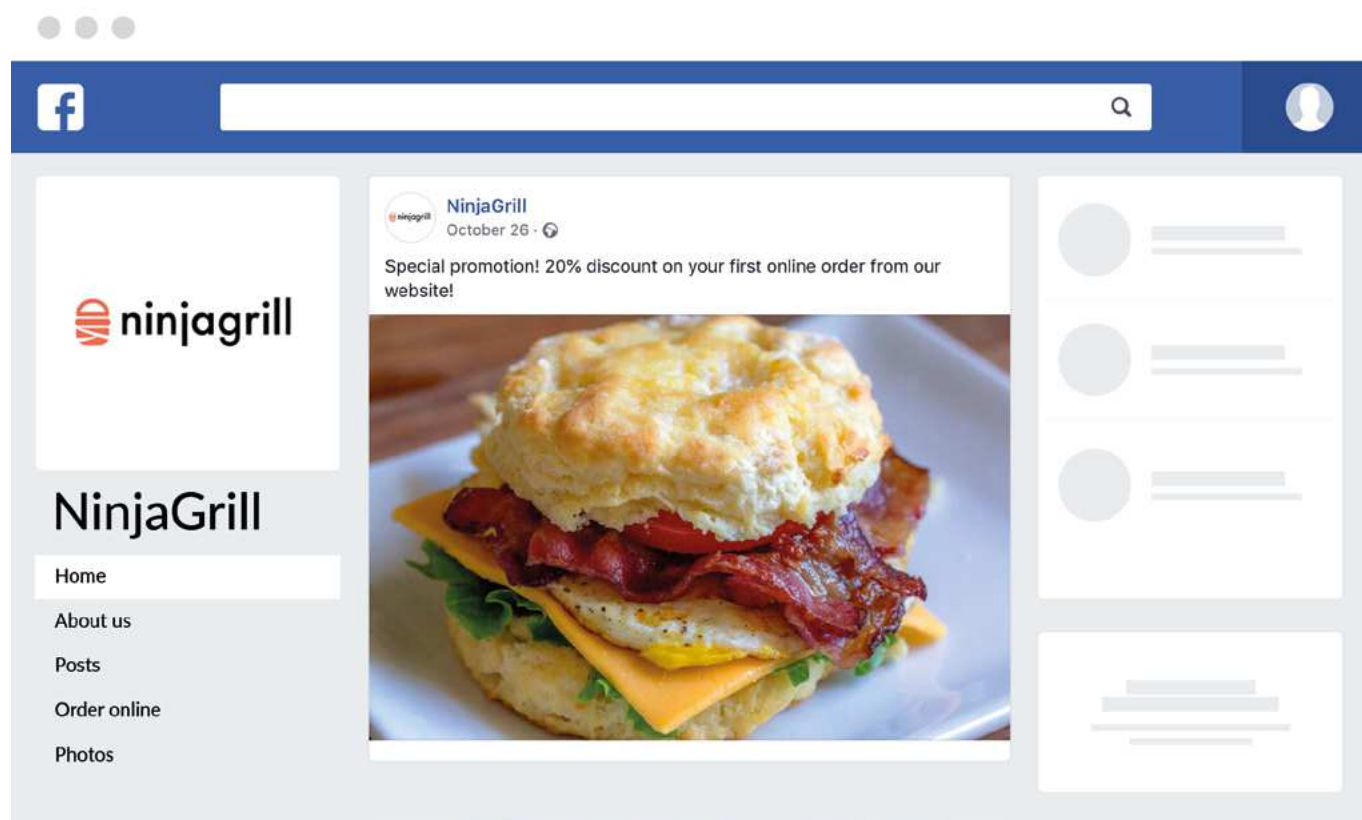
counts. This is just the beginning of your adventure with a restaurant Facebook page. See how to combine online activities with offline activities - build a trustworthy brand, pass your competition, and become closer to your customers!

Enjoy the read!

01 Post regularly

Regular posts are a very important issue. If you only publish once every few months, you won't gain any new customers. Furthermore, you won't have a positive impact on increasing the reach of your posts.

Restaurant online marketing requires posts to be published at least several times a week. Assume a certain number of posts and follow this rule. At least 3-4 posts per week should appear on your restaurant's profile. Only then will it be up to date and attractive to your customers.



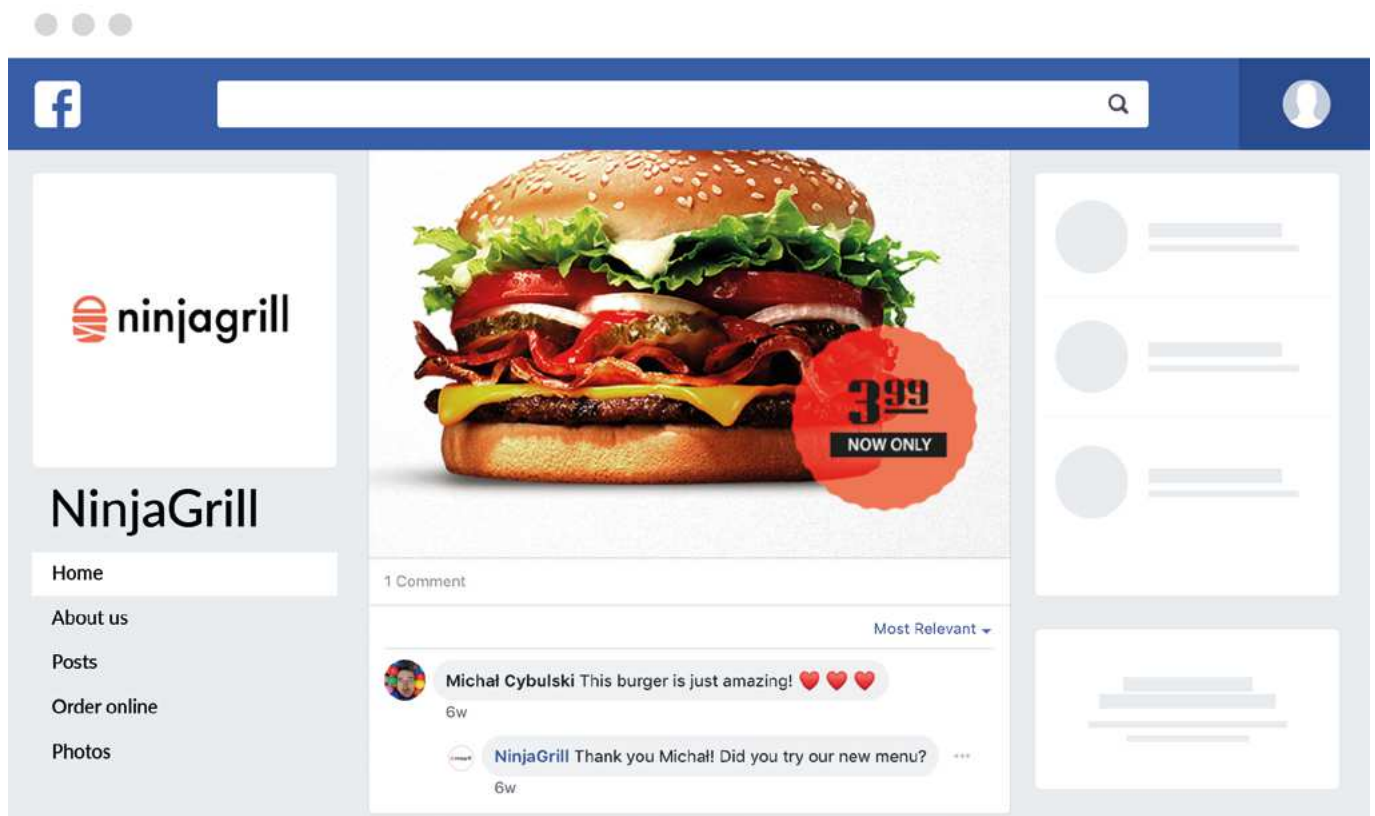
02

Restaurant online marketing and customer reviews

Each review made by a customer is important and you should respond to all of them. Regardless if it is a negative review or a positive one, deleting or ignoring opinions on Facebook will have a negative impact on the reputation of your restaurant.

Before you respond to a comment, think about it carefully. If you offer a free meal to make up for a bad review, then you may face further similar negative comments.

Social media is a new method for communicating with customers. It is significantly closer and more open so, it is worth thinking about every reaction to regain customer trust without losing your good image in the eyes of others. Sometimes, it is a lot more important to offer an apology, conversation, and mutual understanding rather than a free meal.



03

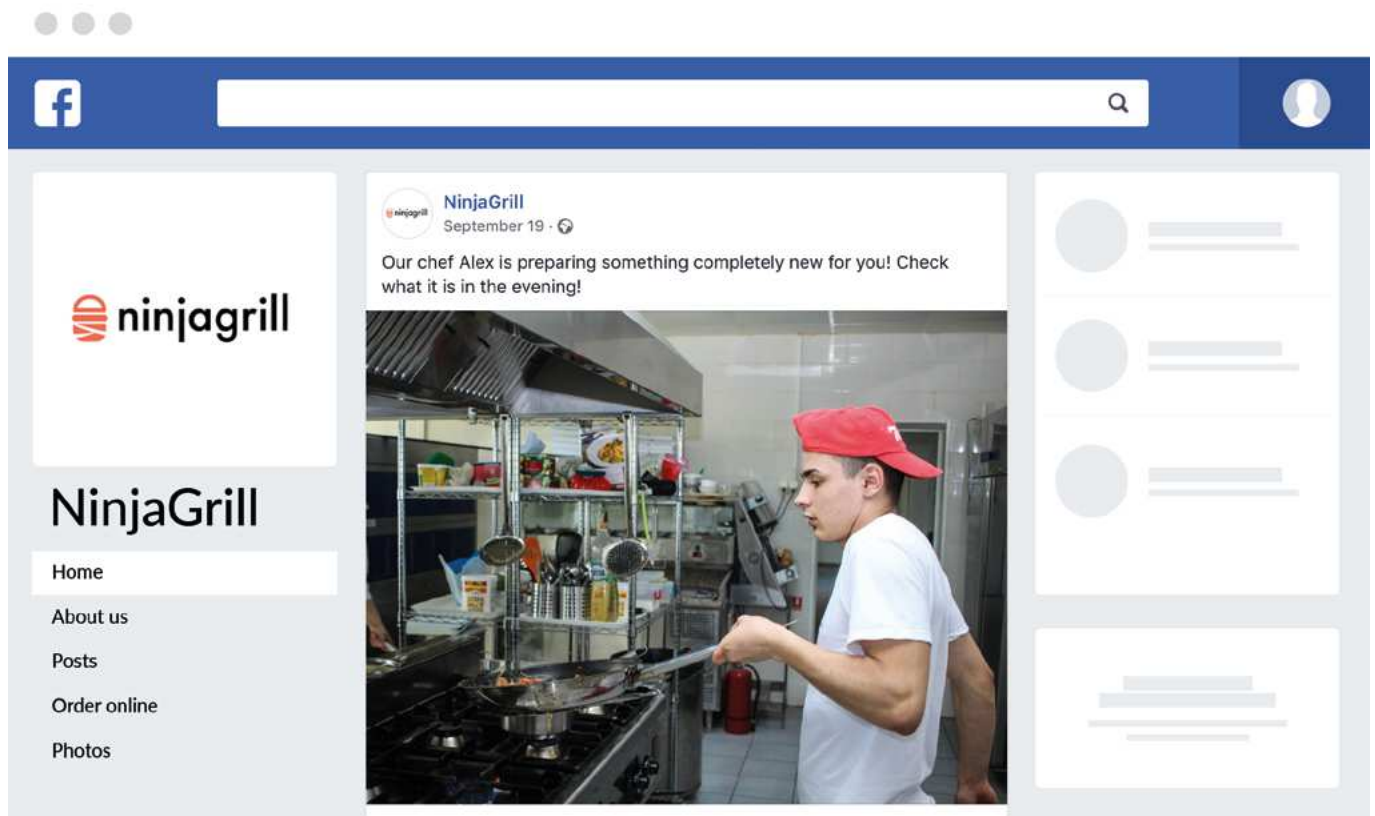
Ensure good resolution and naturalness of photos

Restaurant online marketing is largely based on photographs. They affect the senses, activate cravings, and generate curiosity. This is why it is so important to ensure good photo resolution. Food images should be natural, authentic, and attractive.

When you don't feel good enough to take photos yourself, it is worth employing a professional. If you want to try food photography yourself, make sure you read our article entitled: [Professional photos of your dishes without a photographer – is it possible?](#)

What is worth paying attention to when photographing meals?

- A fresh dish will look best
- Ensure natural lighting
- Pay attention to the entire setting around the dish - ensure proper accessories and a matching background.

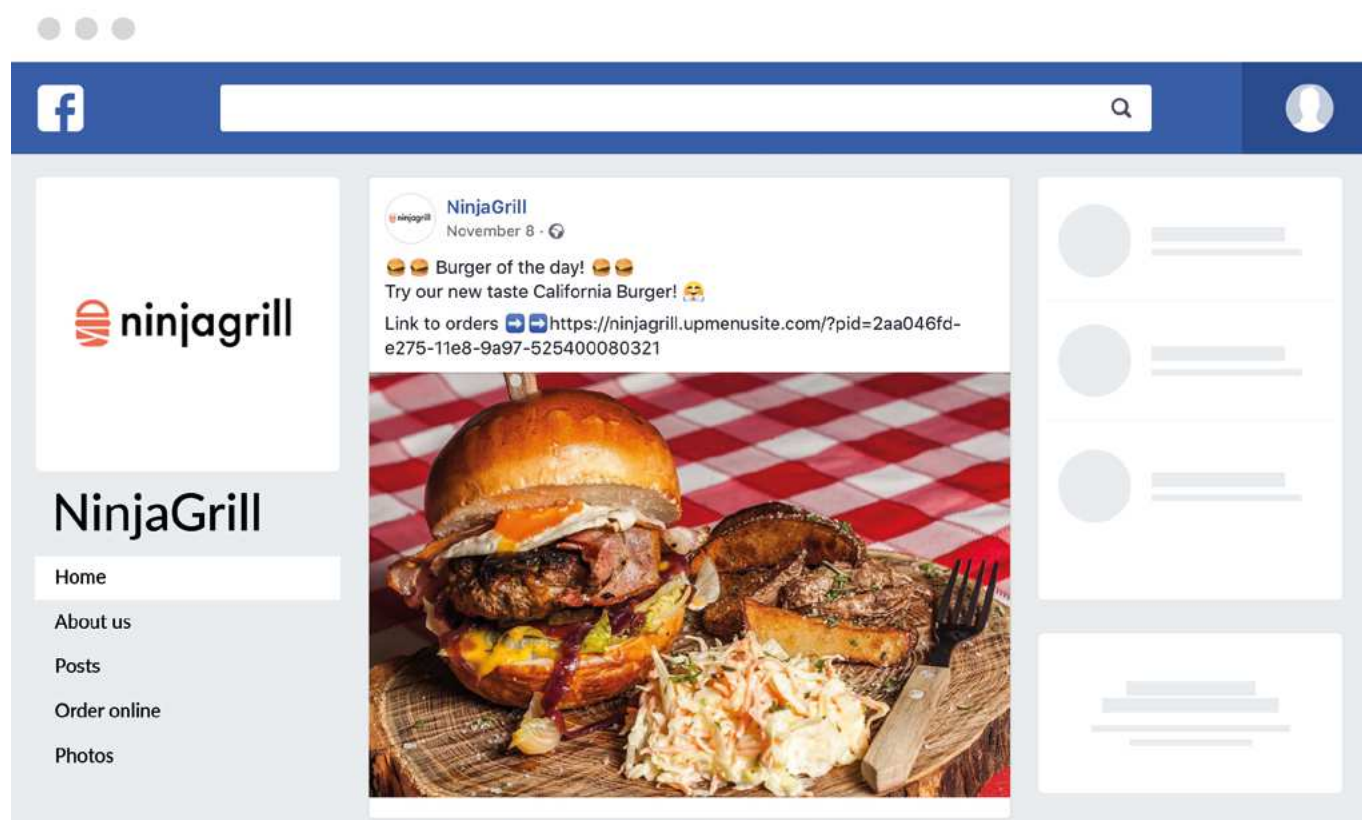


04

Activate your fans

It is important to add calls to action in post content, e.g. “Order now!”, “Check our latest promotions”, “See new items on our menu”. An ideal solution

would be to redirect the customer to your own online ordering system on your restaurant’s website or mobile application.



05

Share your restaurant's life

On your Facebook page, show others what happens at your restaurant. All the new products on the menu, changes to the interior, new meals, artistic events, contests, reviews, celebrity visits - it is well worth sharing news about all this on Facebook.

Show everyone how your restaurant works. Restaurant online marketing requires transparency. Whether it's a photo, a shared link or a short note published in a post. Tell your restaurant's story.

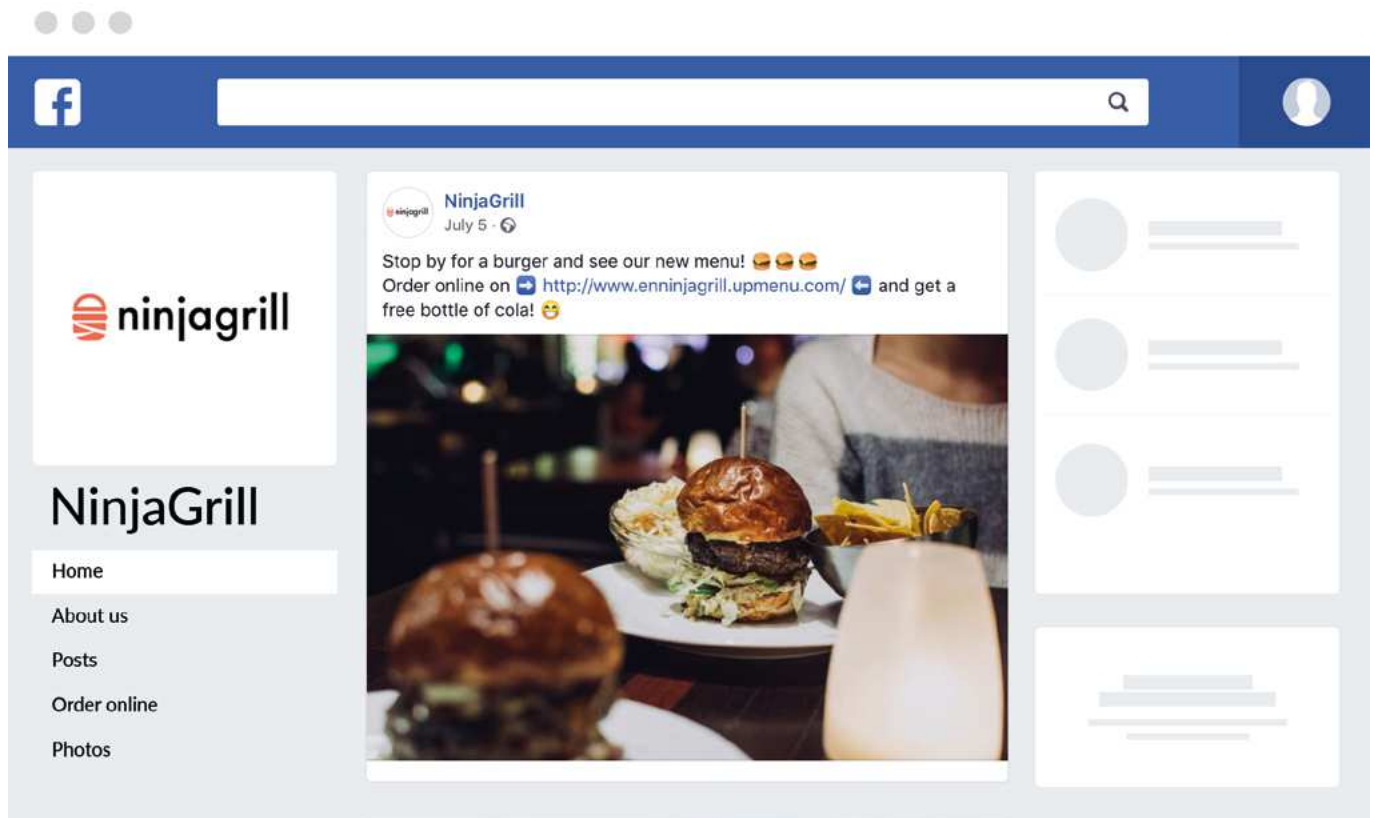


06

Promote the restaurant online ordering system

Facebook is great tool for online restaurant marketing. Use it for promoting your own online orders.

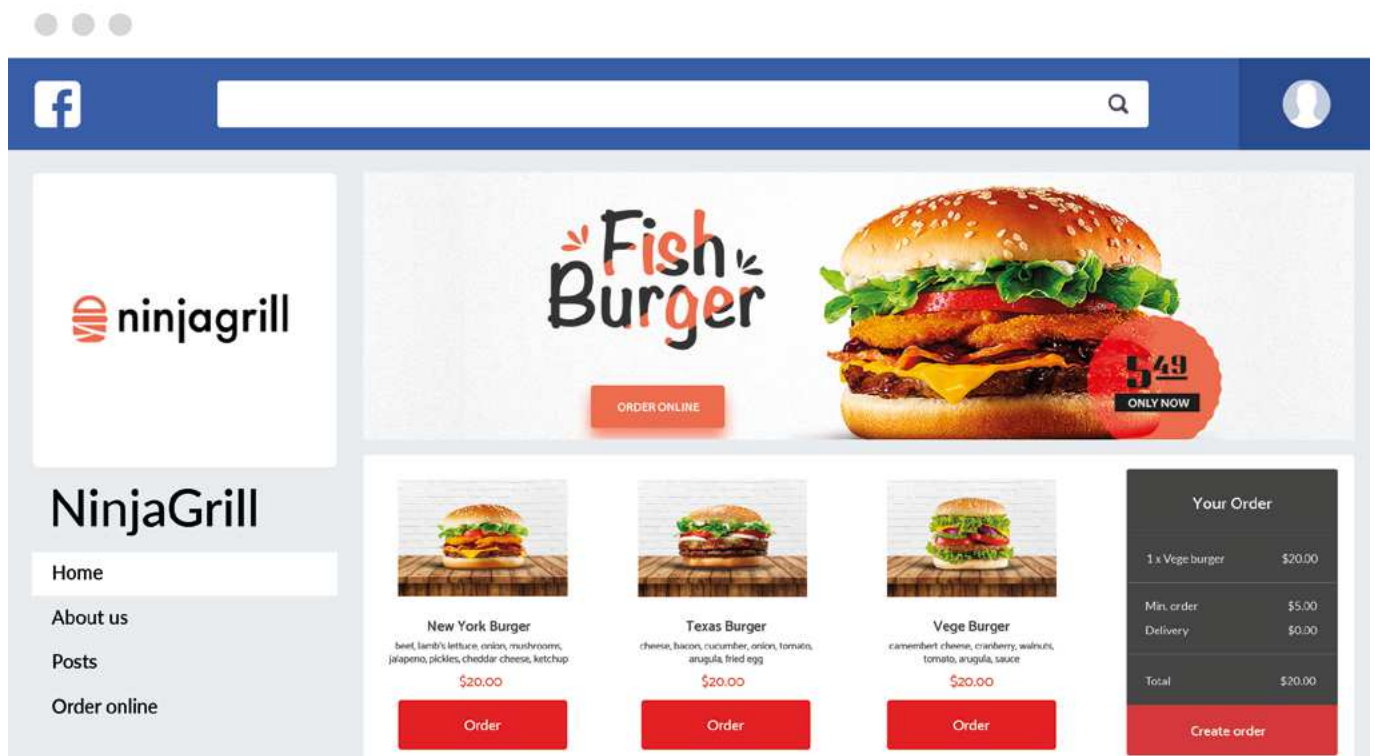
When you share posts regarding the menu at your restaurant or special promotions, make sure you include links to [online food ordering system](#) on your restaurant website. If you would like to promote a certain product, you can use direct links!



07

Sell online directly on Facebook

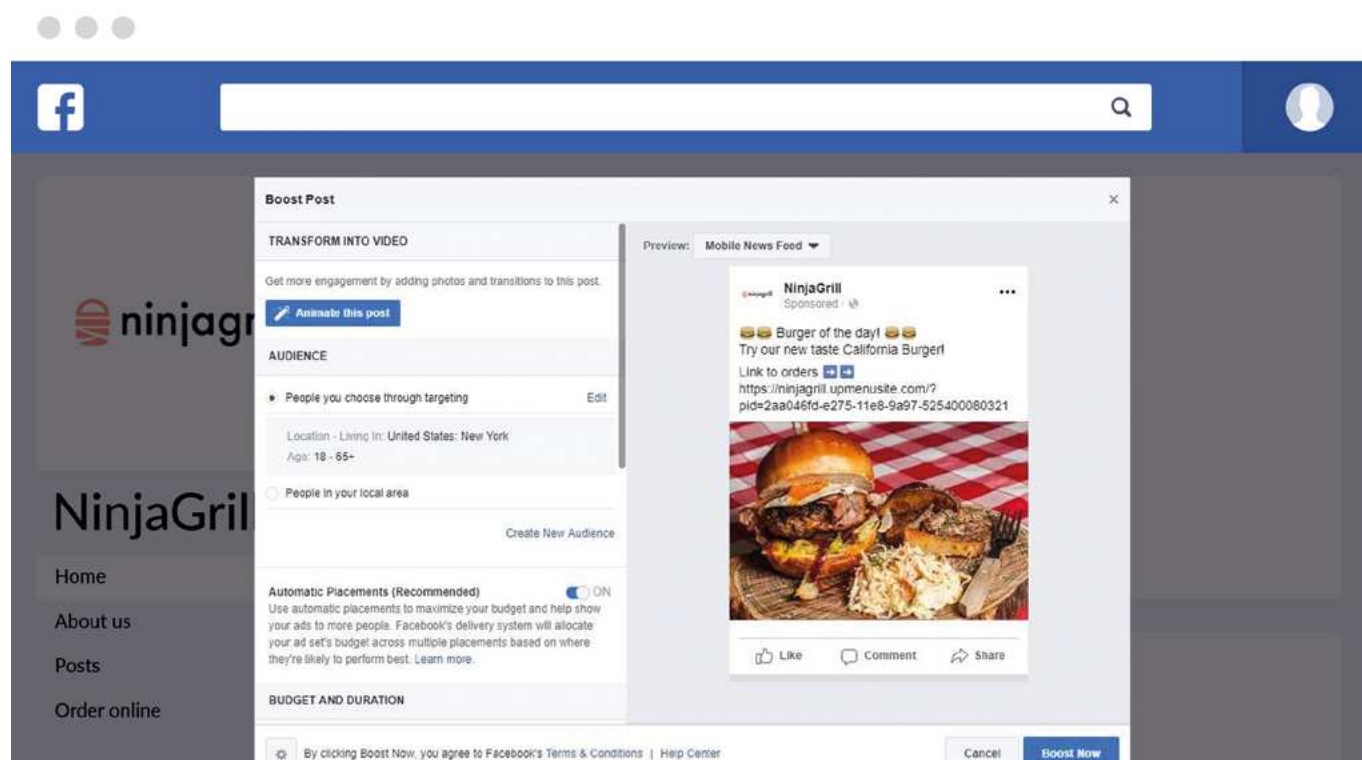
Thanks to integration of the UpMenu system with Facebook, you can launch online sales on your restaurant's Facebook page. Due to the above, customers will place orders at your restaurant without leaving social media. This way, the number of orders and your profit will increase. Use [Facebook ordering system!](#)



08 Use Facebook Ads

Facebook provides the possibility of promoting posts. A “Promote post” option appears under each published post and, despite the fact that this seems to be the easiest action, you should not activate an advertisement this way. They can be targeted at the wrong recipients.

Each sponsored post should be created from the level of advertisement manager. Facebook provides significantly more advanced settings to companies and, as promoting content on social media is currently the basic rule of restaurant online marketing, it is worth using them.



09

Share videos

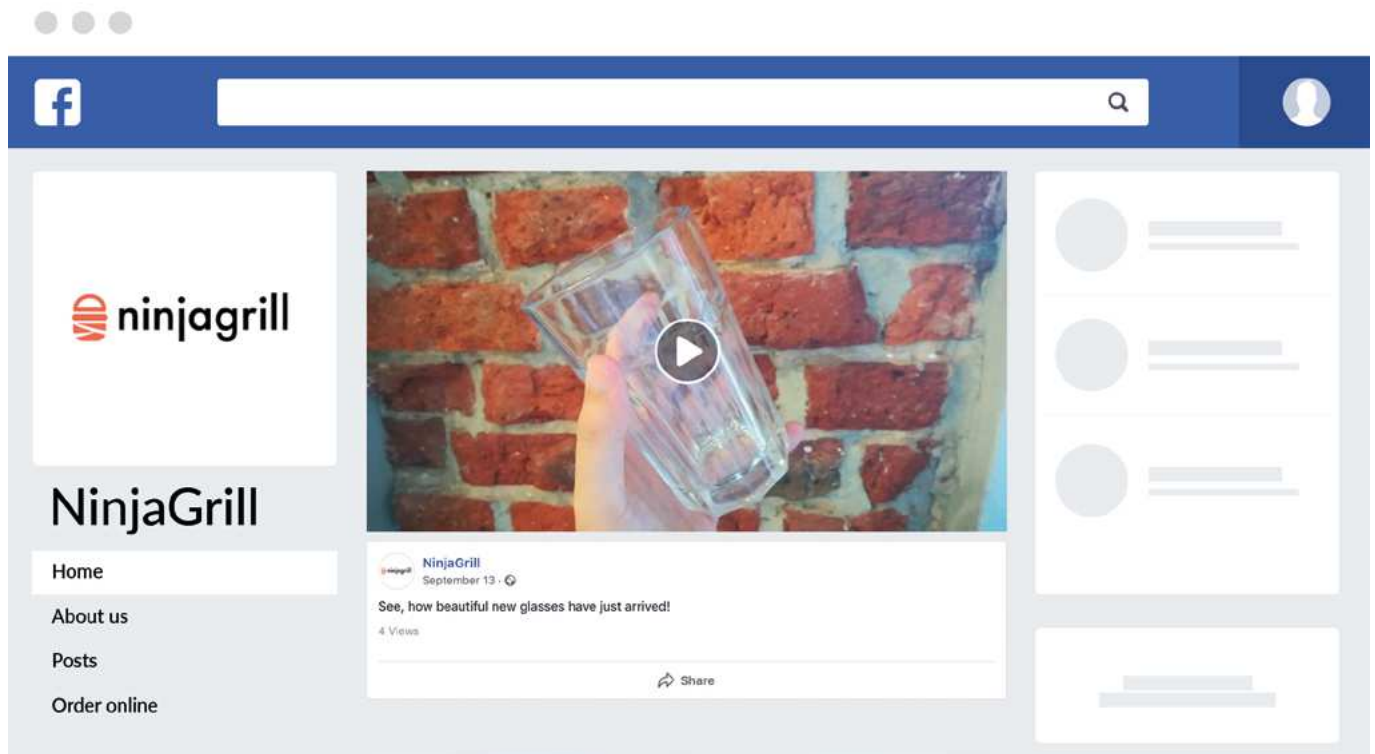
Videos are an effective method for making a restaurant Facebook page more attractive. Currently, Facebook focuses more on promoting video content and it can have a greater reach than photos. When you add a video directly onto the restaurant's Facebook page, it will be played automatically to your customers.

Initially, this option was only available for private accounts but today, Facebook plays videos automatically when shared by company profiles if a given person likes such a page. This is a great restaurant online marketing tip - thanks to automatic playback of videos, it is much easier to catch the attention of customers. Nevertheless, video content may often receive fewer

reactions; when watching a video, recipients frequently forget about adding a comment or liking the post.

What can appear in the videos? See how your staff prepare the restaurant floor for accepting customers, or how the chef is working in the kitchen. Add a funny comment from behind the camera and you will have prepared an ideal post that shows your restaurant's operation honestly.

Keep in mind that video quality should be satisfactory and video content should be interesting - short, entertaining or funny.



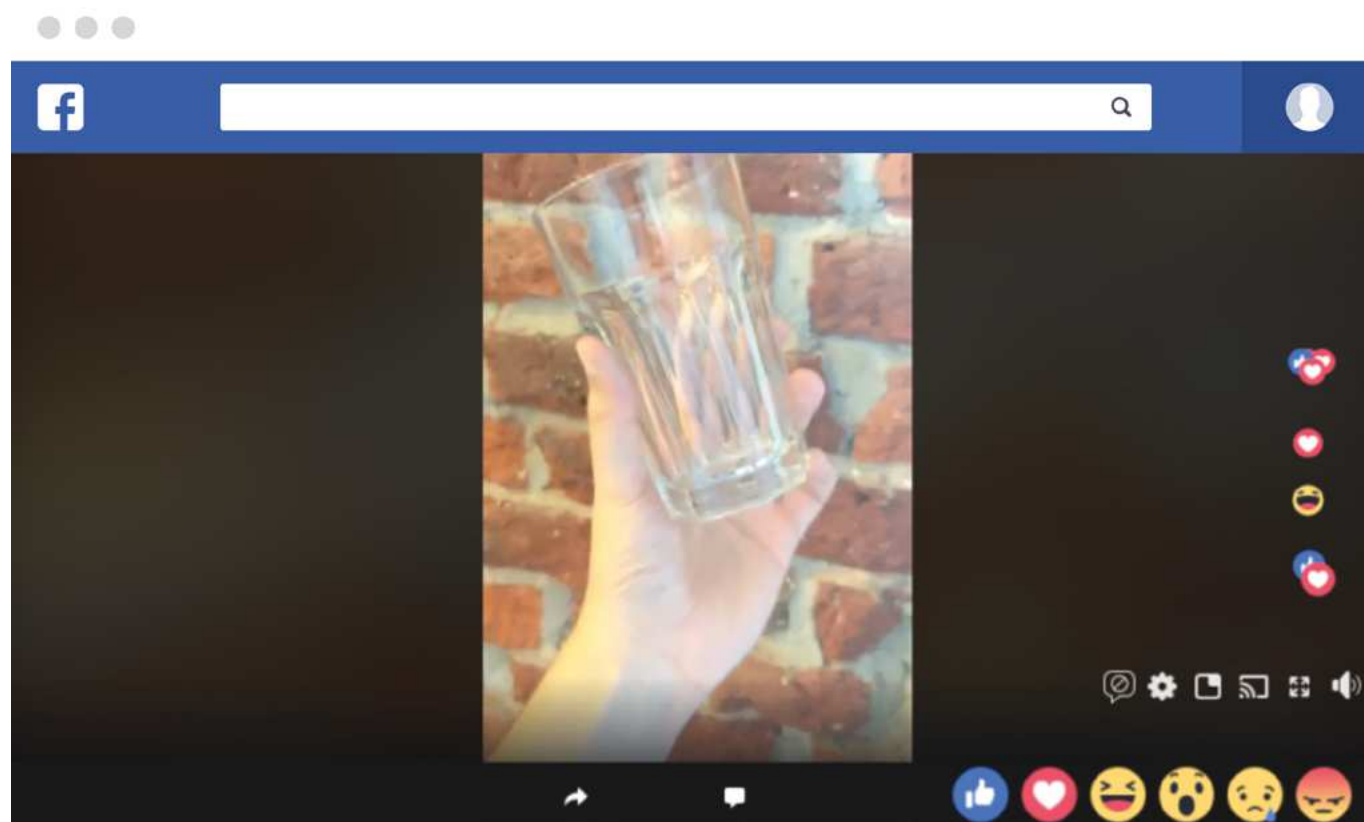
10 Live transmission

Since the launch of Facebook live, live transmission has been strongly promoted. When you start your live video, each of your followers will be notified, no content published on your restaurant page will fail to receive such support.

However, in order from your live video to produce effective restaurant online marketing, it has to feature content that provides something to the recipients. Artistic events, special occasions, contests or celebrity visits broadcast live are a great idea. If

something interesting happens at your restaurant, be sure to share it on social media.

It is worth remembering about good quality equipment and high-speed internet. Otherwise, you may face criticism and only few recipients of your live feed. Promoting further events of this type on social media may then turn out to be significantly more difficult.

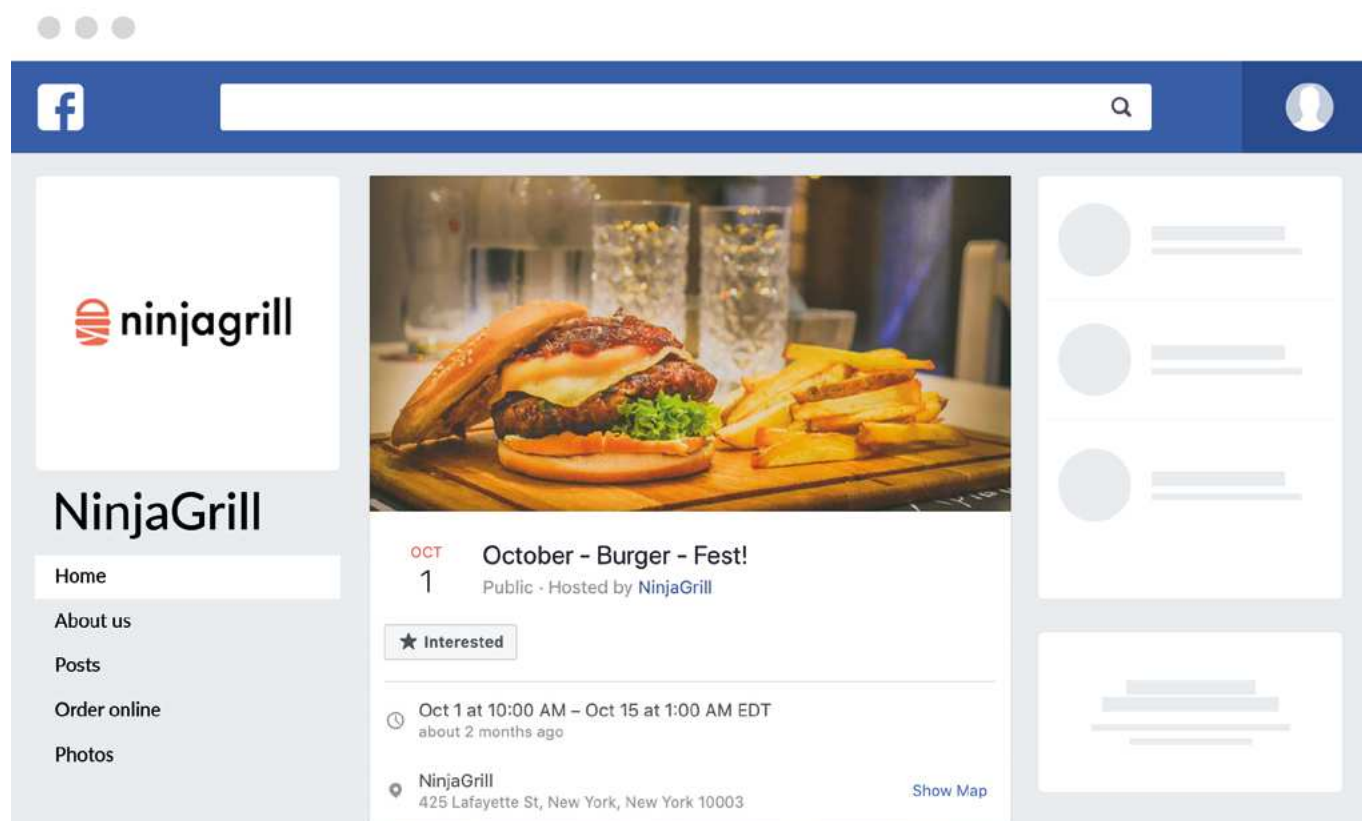


11

Create events

Promoting the restaurant through Facebook events is one of the best ideas for online restaurant marketing, as this way you can build a community around your restaurant.

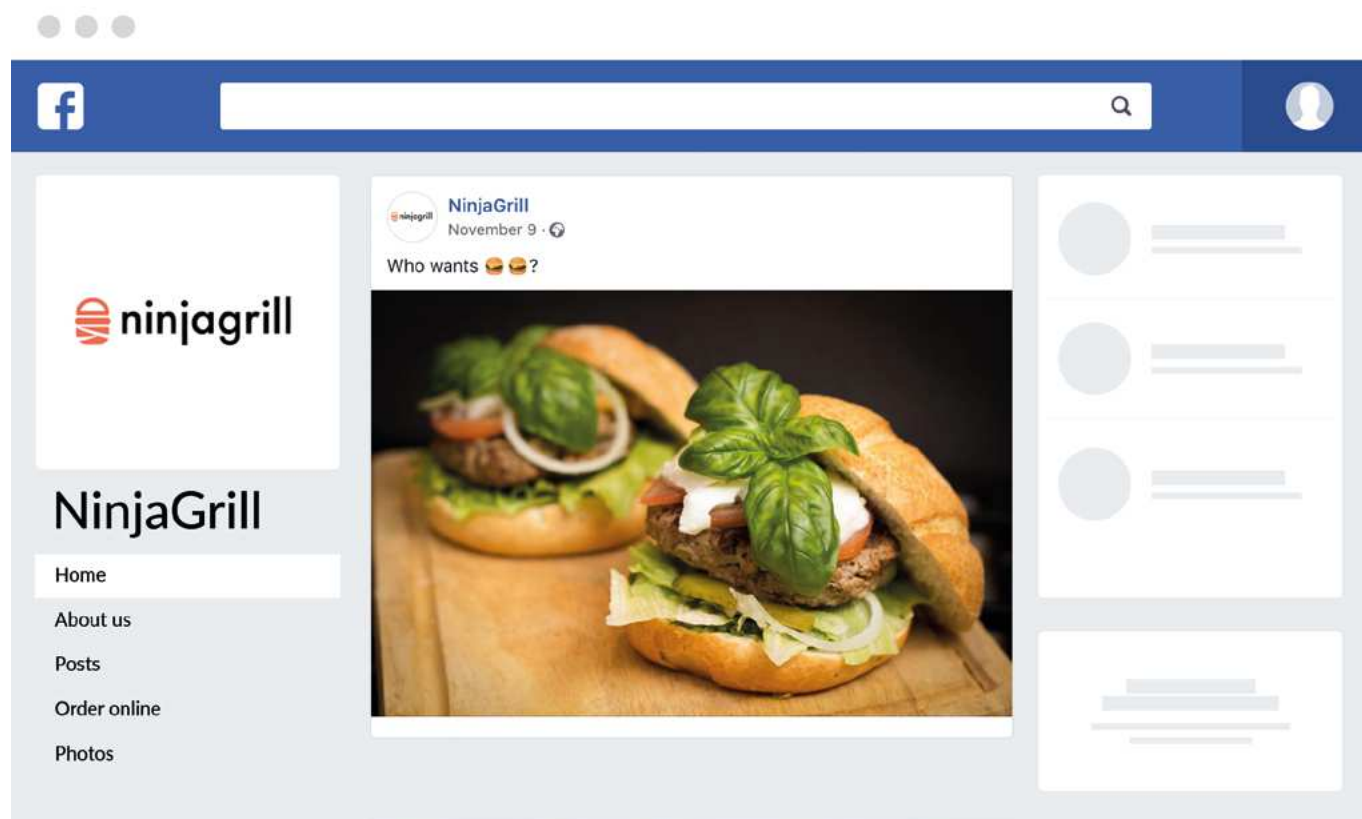
Similarly to Facebook live, each post added to the event page generates notifications, however; they are only sent to the event participants, not to all followers of your page. Facebook events should, therefore, be published at least one week prior to the event that you plan to organise at your restaurant.



12 Use emojis

Emojis are a universal language of the 21st century. Used in restaurant online marketing they often replace words or even entire phrases. They attract attention and generate positive emotions in their recipients.

Through emojis, Facebook provides the possibility of letting other users know how you feel, what you are eating, what you are celebrating, etc. To see the list of the available options, all you have to do is click the smiley symbol next to the post window. You will see an entire list of possibilities to choose from!



13 Create discounts and promotions

When you offer UpMenu online orders, you can easily set any discount or promotion. Sometimes, customers need a little encouragement to place an order via the Internet. This is why you should include promotions in the restaurant marketing strategy.

It is well worth preparing an interesting offer for them: a discount for the first order, a permanent promotion, or a special discount code that will make it possible for your customers to place orders with a discount.

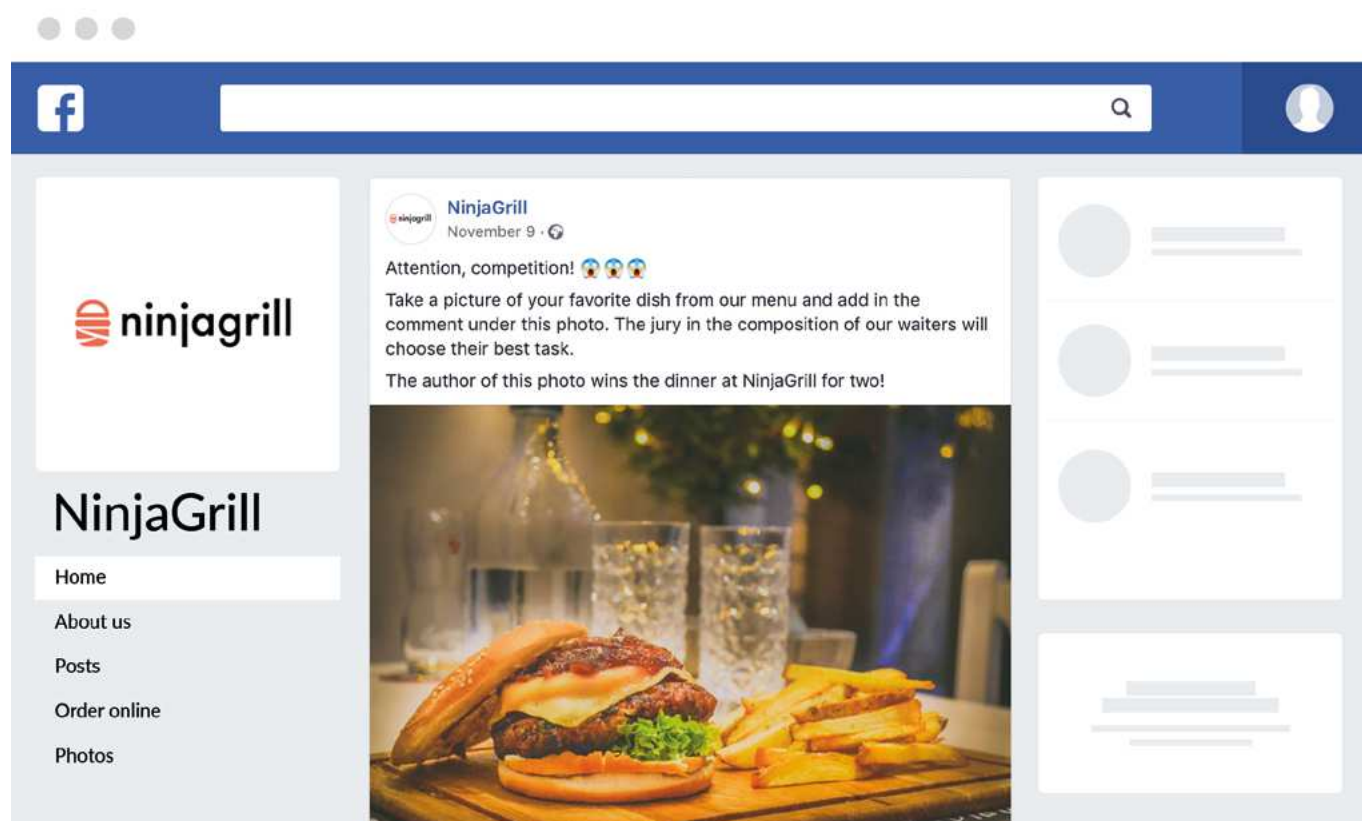


14

Organise contests

Organising contests is another great opportunity for activating your existing customers and gaining new ones. Inviting others to join the fun, especially where they can win a prize is one of the best practices in online restaurant marketing!

Well-organised contests that are compliant with the Facebook terms and conditions will always attract attention and generate traffic to your page. Keep in mind that when creating a contest, you have to include the terms and conditions and provide them to your recipients. Facebook has clear guidelines on how to manage such campaigns properly.



Contest suggestions


- Photo contest - ask your followers to take a photo of a meal from your menu. A person interested in the contest must visit the restaurant, order any meal, and take a photo of it. You can suggest that the photos are included in the comment section of the contest post. The winning photo will be the one with the biggest number of votes, or one that was picked by a jury appointed beforehand and composed of your employees.
- Contest for a meal name or recipe - suggest your fans come up with a name or post a recipe in the comment section for a dish they would like to have at your restaurant. Submission with the largest number of posts will win.

The above are only a few ideas that you can use in online restaurant marketing. Keep in mind that tagging, sharing or drawing a winner should not be the conditions for choosing winners. Vouchers, free dinner for two or discounts, etc. can be offered as the contest prizes.



Online Ordering System For Restaurants

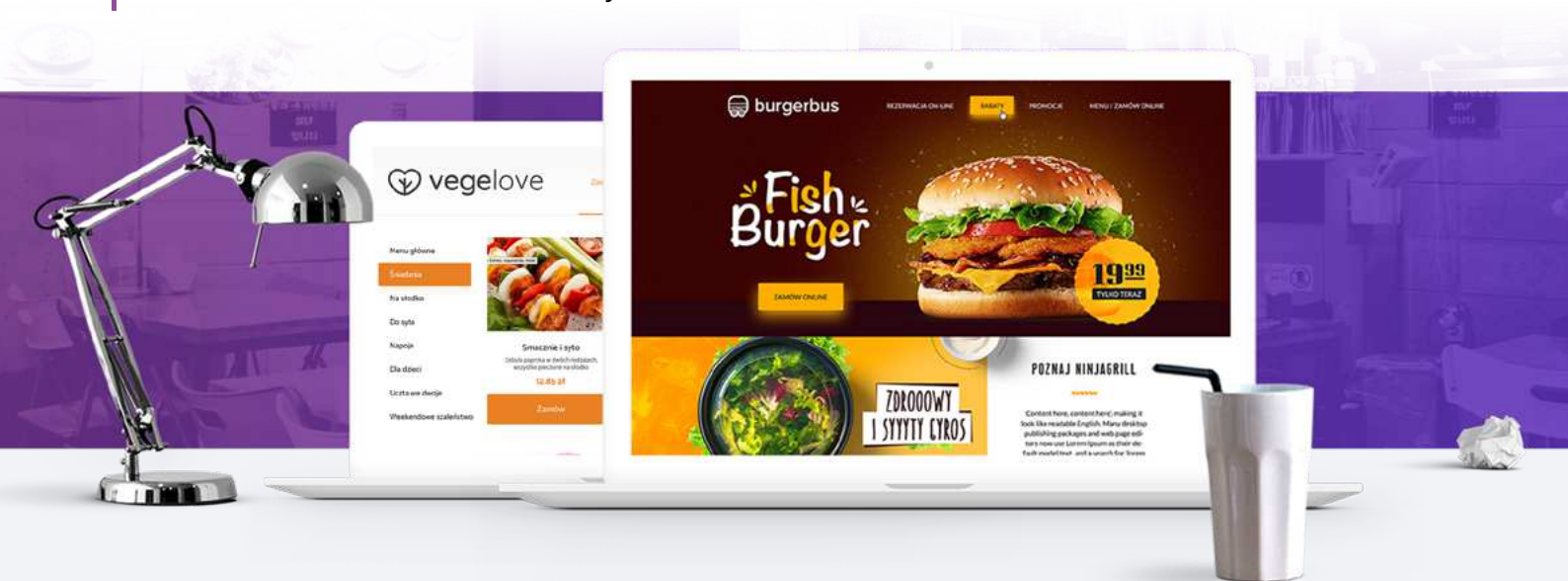
Increase sales and reduce costs through online sales directly from your website with no external portals needed



LEARN MORE

CONCLUSION

Thanks to having a presence on social media, your customers will find you easily! You can present the climate and atmosphere of your restaurant and notify them about new products and promotions while increasing your profit and the number of orders you receive.



By using the UpMenu system, you can also include links in your posts to particular products or dishes and sell what's best!

Managing a restaurant Facebook page is not a simple task. It certainly requires some time, preparation of proper materials, and often needs creativity and planning as to what and when items should be presented.

Keep in mind, however, that social media has huge potential. Use it for promoting your restaurant and building a trustworthy brand. Combine online activities with offline activities. Due to promotion on social media, your restaurant has an opportunity to be present online. Let your customers know you in all aspects and keep in mind that social media, websites or mobile applications are a daily part of your customers' lives. Follow the latest trends!